



Kentucky High School Athletic Association

2280 Executive Drive ° Lexington, KY 40505 ° www.khsaa.org ° (859)299-5472 (859)293-5999 (fax)

MEMORANDUM

To: Superintendent, Principal, and Athletic Director
McCreary Central High School

From: Brigid L. DeVries, Commissioner
Larry Boucher, Assistant Commissioner *lyb*


Date: July 26, 2006

Subject: 2005-2006 Title IX Annual Report Forms Submission

Enclosed please find a copy of Form T-65, the 2005-2006 KHSAA Title IX Annual Report Submission Status Report. In addition, you may find an attachment with corrected copies of the forms submitted by your school personnel. Please review this information so the forms can be completed accurately in the future.

Also, KHSAA Audit Team Members may have requested resubmission of some of the 2005-2006 Annual Report Forms or need additional information on your athletic programs. Please submit this information by the date requested if this is applicable. Copies and all KHSAA Title IX documents must be kept current and included in your permanent Title IX File at the school. All documents are subject to Open Records Requests.

Should you need any further information, please do not hesitate to call anytime.



**KHSAA TITLE IX
ANNUAL REPORT SUBMISSION
STATUS REPORT
2005-2006**

KHSAA Form T65
Revised 8/05

TO: KHSAA Member School Superintendents, Principals, and Athletic Directors

FROM: Brigid L. DeVries, Commissioner
Larry Boucher, Assistant Commissioner

DATE: 7/26/2006

School	McCreary Central	Reviewed by	Gary W. Lawson
--------	------------------	-------------	----------------



The following is a status report regarding the required 2005 - 2006 Title IX Annual Report submission of forms due into the KHSAA office by April 15, 2006. Appropriate KHSAA Audit Team personnel have reviewed these forms and the following is a summary of this review.

I. Checklist of Forms properly submitted in a satisfactory manner:

X	GE 19 (Annual Verification)	X	T-35 (Budget Expenses)
X	T-1 (Summary Program Chart 1)	X	T-36 (Budget Expenses)
X	T-2 (Summary Program Chart 2)	X	T-41 (Checklist – Overall Interscholastic Program)
X	T-3 (Summary Program Chart 3)	X	T-60 (Corrective Action Plan)
X	T-4 (Summary Program Chart 4)	X	T-63 (Interscholastic Survey Results)

II. Status

A.	X	2005 – 2006 Forms are satisfactory and no further information or action is necessary at this time.
B.		Errors have been noted with respect to the following forms:
C.		The following forms were omitted and must be submitted by school representatives:
D.	X	<p>Other Recommendation and Comments:</p> <p>All calculations appear correct. According to data submitted, the school is currently meeting the standard established in test #2 for provision of athletic opportunities. According to data submitted on the T-35 and T-36 the school is currently spending approximately \$823 per male athlete as compared to \$558 per female athlete for provision of athletic benefits. This is a very wide difference that should be monitored closely by both school administrators and the Gender Equity Review Committee. School officials are also reminded that if advantages are designated to boys teams on the T-41 form, these situations should be addressed with corrective actions listed on the T-60 form.</p>



RECEIVED
NOV - 8 2005





Kentucky High School Athletic Association

KENTUCKY HIGH SCHOOL ATHLETIC ASSOCIATION

TITLE IX

MEMBER SCHOOLS 2005-2006 ANNUAL REPORT FORMS

Submit to KHSAA
By April 15, 2006





**2005-2006 KENTUCKY HIGH SCHOOL ATHLETIC ASSOCIATION
ANNUAL VERIFICATION OF TITLE IX PROCEDURES**
(To be submitted by April 15, 2006 along with other required forms)

KHSAA
Form GE19
Rev. 9/05

The McCreary Central High School, Stearns, Kentucky
(Name of High School) (City)

certifies to the Kentucky High School Athletic Association that the following is an accurate and true representation of the facts surrounding compliance with 20 U.S.C. Sections 1681-1688, et. Seq. (also known as Title IX)

I certify the following provisions in accordance with records at the school contained in the permanent Title IX file, and to the best of my knowledge have completed the following tasks (All boxes must be checked).

- Established a gender equity committee at the high school. (list committee personnel and provide attachment if necessary)

Name	Address	Phone	Title
Donna Caldwell	124 Keith Ln, Eubank, KY 42567	(606)376-5051	Asst. Principal
Russell Gilreath	444 Lick Creek Rd, Whitley City, KY 42653	(606)376-5051	Counselor
Florence Smith	Bridgefork Pond Rd, Whitley City, KY 42653	(606)376-5051	Asst. Principal
Eddie Stephens	P O Box 533, Whitley City, KY 42653	(606)376-5051	Counselor
Sharon Ross	1285 Bear Creek Rd, Strunk, KY 42649	(606)376-5051	Curr. Coordinator
Jack Arthur	124 Forest Ave., Williamsburg, KY 40769	(606)376-5051	FB Coach/Teacher
Chelsea Terry	652 Stephens Farm Rd, Whitley City, KY 42653	(606)376-5051	Student
Blake Stephens	P O Box 533, Whitley City, KY 42653	(606)376-5051	Student

- Scheduled a minimum of three meetings during the 2005-2006 school year on the following dates:
August 15, 2005
December 5, 2005
January 25, 2006

- Designated the following person(s) as the Title IX coordinator for the school:

Jerry Ross	Athletic Director	P O Box 616, Whitley City, KY 42653	(606)376-5051
Name	Title	Address	Phone

- Designated the following person(s) as the Title IX coordinator for the district:

Schyler Jones	Dir. Pupil Personnel	106 S. Anderson Rd, Pine Knot, KY 42635	(606)354-3548
Name	Title	Address	Phone

- School personnel are continuing to make periodic reviews of the boys' and girls' athletics program reflected in the Corrective Action Plan.

- In addition to the above information, the above referenced school maintains a complete permanent file relative to Title IX records including copies of the self-assessment audit, all corrective action plans, and other related materials.

David Cotton
Principal's Signature

4-11 20 06
Date

Ray M. Hall
Superintendent Signature

John Smith
School Board Chairpersons' Signature

(Send original copy to KHSAA - Maintain duplicate in Title IX school folder)

2005-2006
ACCOMMODATION OF INTERESTS AND ABILITIES
SUMMARY PROGRAM CHART 1

KHSAA
 Form T1
 Rev. 9/05

Participation Opportunities Test One

		(Column 1)	(Column 2)	(Column 3)	(Column 4)
	Program	Enrollment	Percentage of Total Enrollment	Number of Interscholastic Participants (double and triple count)	Percentage of Total Participation
Row 1	GIRLS	415	49.1	128	44
Row 2	BOYS	430	50.9	162	56
Row 3	Totals	845	100%	290	100%

Instructions:

*Number of 8th grade students & below used in Column 3 and Column 4 calculations if applicable: 30

- 1) Determine the total number of girls enrolled, (place in Row 1, Column 1). Determine the total number of boys enrolled, (place in Row 2, Column 1).
- 2) Add the total number of girls and boys enrolled to determine total enrollment, (place in Row 3, Column 1).
- 3) Calculate the percentage of total enrollment that is female. (Divide Row 1, Column 1 by row 3, Column 1 and place in Row 1, Column 2.) Calculate the percentage of total enrollment that is male. (Divide Row 2, Column 1 by Row 3, Column 1 and place in Row 2, Column 2.) Note: Row 1, Column 2 plus Row 2, Column 2 should total 100%.
- 4) Ask the head coaches to review the most updated eligibility or squad lists for their teams. Ask coaches to confirm the names of those individuals who are on the team as of the first **date of competition**, and cross out the names of those who were cut from the team or quit the team prior to the first competitive event. Determine the total number of interscholastic athletics participants that are girls, (and place in Row 1, Column 3). In order to determine the total number of athletics participants, an individual should be counted each time he or she participates on a team. For example, if Jane Doe competes on the varsity volleyball team, the junior varsity volleyball team, the junior varsity basketball team, and the varsity softball team, she should be counted as four participants (**do not include club or intramural sports participants, cheerleaders, dance teams, or pom squads**). Calculate the same way for boys and girls. * In addition, should 8th grade students and below play on a Freshman, Junior Varsity, or Varsity team, they should also be counted for each team and sport on which they participate. If applicable, please asterisk the above notation as to how many 8th grade students & below are included in the totals. Using the same procedure, determine the total number of interscholastic athletic participants that are boys, (and place in Row 2, Column 3). Add Row 1, Column 3 plus Row 2, Column 3 to get total participants and place in Row 3, Column 3.
- 5) Calculate the percentage of female participation. (Row 1, Column 3 divided by Row 3, Column 3 and place in Row 1, Column 4.) Calculate the percentage of male participation. (Row 2, Column 3 divided by Row 3, Column 3 and place in Row 2, Column 4.) Note: Row 1, Column 4 plus Row 2, Column 4 should total 100%.

Note: While being within three percent is not a formal compliance standard; if the percent listed in Row 1, Column 4 is within 3% of Row 1, Column 2, then it provides a good target within which compliance is likely.

Principal's Signature: David Cothran Date: 3-29-06

2005-2006
ACCOMMODATION OF INTERESTS AND ABILITIES
SUMMARY PROGRAM CHART 2

KHSAA
Form T2
Rev. 9/05

Participation Opportunities Test Two

		Column 1	Column 2	Column 3	Column 4	Column 5
Program		Number of Teams Currently Offered	Number of Participants	Number of Teams Added Since the beginning of the 2001-2002 School Year	Number of Participants Added Since the beginning of the 2001-2002 School Year	Percent of Total Participation By Sex Added Since the beginning of the 2001-2002 School Year
GIRLS	Row 1	varsity:	4	59	1	12
	Row 2	j.v.:	3	44	1	18
	Row 3	frosh:	2	25	1	12
	Row 4	total:	9	128	3	42
						33%
BOYS	Row 5	varsity:	6	101	0	0
	Row 6	j.v.:	3	53	0	0
	Row 7	frosh:	1	8	0	0
	Row 8	total:	10	162	0	0
						0%

- 1) For Column 1, list the number of interscholastic teams offered for girls and boys at each competitive level (varsity, junior varsity, and freshman). For girls, total each of the entries in Rows 1, 2, and 3 into Row 4. For boys, total Rows 5, 6, and 7 into Row 8.
- 2) For Column 2, list the number of participants at each level. For girls, total each of the entries in Rows 1, 2, and 3 into Row 4. For boys, total Rows 5, 6, and 7 into Row 8. **Note:** The totals in Row 4 for girls and in Row 8 for boys must be the same as the totals in Form T-1, Column 3, Rows 1 and 2 respectively.
- 3) For Column 3, list the number of interscholastic teams that have been added in the last five years at each competitive level. Count each team added during the 5 year period only one time. e.g. Girl's junior varsity soccer was added 3 years ago, count the team only once, not 3 times. For girls, total the entries in Rows 1, 2, and 3 into Row 4. For boys, total Rows 5, 6, and 7 into Row 8.
- 4) For Column 4, list the number of participants that are currently on each level of the teams that were added in the last five years. If a team was added previously but no longer exists, there are no current participants to be added for that team. For girls, total the entries in Rows 1, 2, and 3 into Row 4. For boys, total Rows 5, 6, and 7 into Row 8.
- 5) For Column 5, calculate the percentage of participants that have been added in the last five years. For girls, take the number in Column 4, Row 4 and divide by the number in Column 2, Row 4. For boys, take the number in Column 4, Row 8 and divide it by the number in Column 2, Row 8.

Note: If the percentage of current participants added in the last five years is 25% or greater, compliance with test two may be possible. If less than 25%, then compliance with test three should be analyzed. **CAUTION:** 25% is not a formal compliance standard.

Principal's Signature: David Cother Date: 3-29-06

2005-2006
ACCOMMODATION OF INTERESTS AND ABILITIES
SUMMARY PROGRAM CHART 3

Participation Opportunities Test Three

FOR ANY QUESTION ANSWERED "YES" IDENTIFY THE RESPECTIVE SPORT(S).

	GIRLS (Yes / No)		BOYS (Yes / No)
1. For a sport not currently played at the interscholastic level (varsity, junior varsity, or freshman) in your school, is there an intramural team offered for that sport?	NO		NO
2. For a sport <u>not</u> currently offered in your interscholastic athletics program, is there sufficient interest to form a viable interscholastic team based on participation on an intramural team or community recreation teams?	NO		NO
3. For a sport <u>not</u> currently offered, is there sufficient interest, based on your most recent Student Interest Survey, to form a viable interscholastic team based on student responses from the interscholastic survey? If yes, what sport?	YES SOCCER		NO
4. For a sport currently offered at the varsity level only, is there sufficient interest, based on your most recent Student Interest Survey, to form a viable team for a junior varsity or freshman team that is not currently offered?	NO		NO
5. For a sport currently offered at the junior varsity or freshman level is there sufficient interest, based on your most recent Student Interest Survey, to form a varsity team not currently offered?	NO		NO
6. If you answered YES to question (1), (2), (3), (4), or (5), are there enough high schools in your geographic area offering the sport (at the appropriate level) to allow for the development of a reasonable schedule of competition?	YES		NO

Principal's Signature: David Cethon Date: 3-29-06

2005-2006
ACCOMODATION OF INTERESTS AND ABILITIES
SUMMARY PROGRAM CHART 4

Levels of Competition Test One

		Column 1	Column 2	Column 3
Girls	Team Levels	Number of Teams Currently Offered	Number of Participants	Percentage of Participants at Each Level
Row 1	varsity:	4	59	46
Row 2	j.v.:	3	44	34
Row 3	frosh:	2	25	20
Row 4	total:		128	100%
Boys				
Row 5	varsity:	6	101	62
Row 6	j.v.:	3	53	33
Row 7	frosh:	1	8	5
Row 8	total:		162	100%

- 1) Column 1, list the number of interscholastic teams offered for girls and boys at each competitive level; varsity, junior varsity, and freshman. (Refer to Form T-2, Accommodation of Interests and Abilities, Summary Program Chart 2, Column 1.)
- 2) For Column 2, list the number of participants at each level. For girls, total the entries in Rows 1, 2, and 3 into Row 4. For boys, total the entries in Rows 5, 6, and 7 into Row 8. (Refer to Form T-2, Accommodation of Interests and Abilities, Summary Program Chart 2, Column 2.)
- 3) For Column 3, calculate the percentage of female and male participants at each level.
For girls' varsity, junior varsity, and frosh, respectively:
 - Divide Column 2, Row 1 by Column 2, Row 4, and place the percentage in Column 3, Row 1.
 - Divide Column 2, Row 2 by Column 2, Row 4, and place the percentage in Column 3, Row 2.
 - Divide Column 2, Row 3 by Column 2, Row 4, and place the percentage in Column 3, Row 3.
 -
 For boys' varsity, junior varsity, and frosh, respectively:
 - Divide Column 2, Row 5 by Column 2, Row 8, and place the percentage in Column 3, Row 5.
 - Divide Column 2, Row 6 by Column 2, Row 8, and place the percentage in Column 3, Row 6.
 - Divide Column 2, Row 7 by Column 2, Row 8, and place the percentage in Column 3, Row 7.

Principal's Signature: David Pothon Date: 3-29-06

2005-2006
ACTUAL EXPENDITURES - PROGRAM COMPARISON CHART 1
TO INCLUDE BOOSTER CLUB FUNDING

	equipment and supplies		travel		awards		coaches' salaries (to include supplemental and extended employment; dollar amount needed)		facilities improvements		publications (if sport-specific)	
	Expenditures		Expenditures		Expenditures		Expenditures		Expenditures		Expenditures	
	School	Booster	School	Booster	School	Booster	School	Booster	School	Booster	School	Booster
G basketball	18700		9100		400		11900		500			
B basketball	26300		7400		500		12300		300			
G softball	2700		3000		100		6000		2400			
B baseball	6800		1500				9800		11200			
G cross country	500		600				750					
B cross country	500		600				750					
G golf												
B golf	2500		1500				1000					
G soccer												
B soccer												
G swimming												
B swimming												

- Total expenditures on T-35 and T-36 on the 2005-2006 year report due by April 15, 2006, should reflect the total monies spent (rounded off to nearest hundred) for the entire school year of 2004-2005 ending June 30, 2005.
- Booster Club Funding/Contributions must be included in the expenditures total.

Principal's Signature: David Cather Date: 3-29-06

**2005-2006
ACTUAL EXPENDITURES - PROGRAM COMPARISON CHART 2
TO INCLUDE BOOSTER CLUB FUNDING**

	equipment and supplies		travel		awards		coaches' salaries (to include supplemental and extended employment; <i>dollar amount needed</i>)		facilities improvements		publications (if sport-specific)	
	Expenditures		Expenditures		Expenditures		Expenditures		Expenditures		Expenditures	
	School	Booster	School	Booster	School	Booster	School	Booster	School	Booster	School	Booster
G track	100		500				750					
B track	100		500				750					
G tennis	1000		1500		100		500					
B tennis	1000		1500		100		500					
G volleyball	4600		2700		300		2800					
B wrestling	2400		3900		500		7400					
G (list sport)												
B football	9600		4000		400		12800		5000			
G (list sport)												
B (list sport)												

1. Total expenditures on T-35 and T-36 on the 2005-2006 year report due by April 15, 2006, should reflect the total monies spent (rounded off to nearest hundred) for the entire school year of 2004-2005 ending June 30, 2005.

2. Booster Club Funding/Contributions must be included in the expenditures total.

Indicate percentage of total expenditures for each gender:

Gender	Expenditures	Percentage
Boys	\$133400	65
Girls	\$ 71500	35
Total:	\$204900	100%

Principal's Signature: David Cather Date: 3-29-06

2005-2006 KHSAA TITLE IX ATHLETICS AUDIT

KHSAA
Form T41
Rev. 9/05

Checklist - Overall Interscholastic Athletics Program

DIRECTIONS:

For the Areas of Compliance (Opportunities and Benefits) listed on the left hand side of the page, place a checkmark under the appropriate column identifying whether your school provided an advantage to the Girls' Program, or to the Boys' Program or to Neither Program.

Areas of Compliance:	ADVANTAGE TO:		
	GIRLS' PROGRAM	BOYS' PROGRAM	NEITHER PROGRAM
OPPORTUNITIES			
Accommodation of Interest and Abilities		X	
BENEFITS			
Equipment and Supplies			X
Scheduling of Games and Practice Time			X
Travel and Per Diem Allowances		X	
Coaching			X
Locker Rooms, Practice and Competitive Facilities			X
Medical and Training Facilities and Services			X
Publicity			X
Support Services			X
Athletic Scholarships			X
Tutoring			X
Housing and Dining Facilities and Services			X
Recruitment of Student Athletes			X

Principal's Signature: David Cothran Date: 3-29-06

SCHOOL NAME

McCreary Central High School

2005-2006
TITLE IX

CORRECTIVE ACTION PLAN

DIRECTIONS:

1. For Column 1, indicate the intended area which needs corrective action in order to achieve gender equity. For Column 2, write the suggested change or activities that will correct the area in need of alteration. For Column 3, include the estimated completion date for the changes or activities.
2. It is possible to attain compliance with Title IX and no longer need "corrective" action. However, the KHSAA strongly encourages compliant schools to identify items for improvement (Column 1), activities to accomplish the improvement (Column 2) and a timetable for completion (Column 3) that will strengthen the athletic program.
3. You may copy this form as needed. Please attach corrective action plans along with audit forms and submit by April 15, 2006.

COLUMN 1 ITEM FOR CORRECTION/ IMPROVEMENT	COLUMN 2 SUGGESTED CHANGE/ ACTIVITIES	COLUMN 3 TIME TABLE FOR CORRECTIVE ACTION/ COMPLETION
Girls Soccer Team	Tryouts will be held 2005-2006	Play J.V. schedule for 2006-2007
Girls Golf Team		Play varsity schedule for 2006-2007

Principal's Signature: David Cohen

Date: 3-29-06

2005-2006 INTERSCHOLASTIC ATHLETICS STUDENT SURVEY

KHSAA
Form T61
Rev. 9/05

1. Is the School District offering the interscholastic sport(s) you want to play?

212 Yes

128 No, I want to play _____

141 I am not interested in athletics

2. During the **fall season**, which KHSAA sanctioned sport would you like to play?

73 Football

55 Girls' Volleyball

25 Boys' Cross Country

8 Girls' Cross Country

13 Boys' Golf

8 Girls' Golf

25 Boys' Soccer

54 Girls' Soccer

188 I would not participate

3. During the **winter season**, which KHSAA sanctioned sport would you like to play?

60 Boys' Basketball

32 Girls' Basketball

20 Boys' Swimming & Diving

35 Girls' Swimming & Diving

33 Boys' Wrestling

27 Boys' and Girls' Indoor Track

210 I would not participate

4. During the **spring season**, which KHSAA sanctioned sport would you like to play?

32 Boys' Track

23 Girls' Track

65 Girls' Tennis

21 Boys' Tennis

16 Girls' Slow Pitch Softball

25 Girls' Fast Pitch Softball

47 Boys' Baseball

209 I would not participate

5. Do you participate in intramural sports? If you do, which sports(s)?

47 Yes

350 No

6. Which intramural sports, if any, would you like to see added?

7. Do you participate in non-school sport activities? If you do, which sport(s)?

103 Yes
306 No

8. Are you currently participating in interscholastic athletics during any season?

98 Yes
294 No Why don't you participate in interscholastic athletics?
33 I prefer other activities such as band, chorus, etc.
90 I don't have time
18 The practice schedules and game times are inconvenient
30 The sport I like isn't offered
11 It's too expensive
14 I prefer to participate in club or intramural sports
40 Working
63 Other

9. Do you have any suggestions to encourage participation?

To expensive
Provide busses home
Better Coaches
Better Training

10. Which Non-KHSAA sanctioned sport would you like to play?

109 Archery
16 Field Hockey
97 Bowling
9 Boys' Gymnastics
58 Girls' Gymnastics
49 Ice Hockey
28 Boys' Lacrosse
7 Girls' Lacrosse
101 Rifle
72 Rodeo
24 Boys' Volleyball
22 Water Polo
72 Weightlifting
99 I would not participate

OPTIONAL

Name: _____

Age: _____

Male: _____

Female: _____

(check one)



2005-2006 INTERSCHOLASTIC
ATHLETICS SURVEY
Summary of Student Responses

KHSAA
Form T63
Rev. 9/05

School Name: McCreary Central
School Enrollment: 845(SHOULD AGREE WITH FORM T-1)
Date: 3-28-06
Completed By: Jerry Ross

Instructions:

1. Summarize the ~~Student Athletics Interest Surveys Form T-61~~ by listing the total number of responses on the line next to each sport.
2. Under the Other Category please provide a listing of the sports as well as the number of students who are interested in participating.
3. Please sign and date ~~this Summary Form (T-63)~~ and mail this Summary Form only to the KHSAA by April 15, 2006. Do not mail the student surveys (Form T-61). However, these Forms should be maintained in your files in the event they are requested subsequently.

845 Number of Surveys
680 Total Returned (*A minimum of 80% return is expected*)
 Grades Surveyed (*Should be grades 9-11 and 8th grade if school has a feeder system*)

How Was The Survey Administered? Advisor Meeting
(e.g. was it given in all English classes, or all home rooms, or advisee/advisor?)

KHSAA Sanctioned Fall Sports (*List Total Number of Participation Responses*)

8 Cross Country (Girls)
25 Cross Country (Boys)
73 Football (Boys)
8 Golf (Girls)
13 Golf (Boys)
54 Soccer (Girls)
25 Soccer (Boys)
55 Volleyball (Girls)

Winter Sport (*List Total Number of Participation Responses*)

32	Basketball (Girls)
60	Basketball (Boys)
13	Indoor Track (Girls)
14	Indoor Track (Boys)
35	Swimming & Diving (Girls)
20	Swimming & Diving (Boys)
33	Wrestling (Boys)

Spring Sport (*List Total Number of Participation Responses*)

47	Baseball (Boys)
25	Fast Pitch Softball (Girls)
16	Slow Pitch Softball (Girls)
65	Tennis (Girls)
21	Tennis (Boys)
23	Track (Girls)
32	Track (Boys)

Non-KHSAA Sanctioned Sports (*From Student Survey T-61 Question 10*)

109	Archery
16	Field Hockey
97	Bowling
9	Boys' Gymnastics
58	Girls' Gymnastics
49	Ice Hockey
28	Boys' Lacrosse
7	Girls' Lacrosse
101	Rifle
72	Rodeo
24	Boys' Volleyball
22	Water Polo
72	Weightlifting

Number of Students who participate in Intramural Sports

(*From Student Survey T-61 Question 5*)

<u>Sport</u>	<u>Number</u>
Basketball	20
Volleyball	15
Football	7
Tennis	3

List Intramural Sports students are interested in adding:

(From Student Survey T-61 Question 6)

<u>Sport</u>	<u>Number</u>
Archery	25
Soccer	19
Volleyball Boys	21
Lacrosse	5

Participation in Non-School Sports Activities

(From Student Survey T-61 Question 7)

<u>Sport</u>	<u>Number</u>
Basketball	35
Weightlifting	27
Archery	15
Golf	10
Hunting-Fishing	8
Softball	8

Reasons for not participating in interscholastic athletics

(From Survey Question 8)

- 40 I prefer other activities such as band, chorus, etc.
- 120 I don't have time
- 51 The practice schedules and game times are inconvenient
- 50 The sport I like isn't offered
- 5 It's too expensive
- 8 I prefer to participate in club or intramural sports
- 20 Working
- Other:

Student Suggestions to encourage participation

Better notification of activities

Better selection of sports

Better Coaches

David Cochran

Principal's Signature

3-29-06

Date